

Lessons learned from one of New Zealand's most challenging civil engineering projects: rebuilding the earthquake damaged pipes, roads, bridges and retaining walls in the city of Christchurch 2011 - 2016.

## Dress Sam SCIRT

**Story:** School Visits

**Theme:** Communications and Community

---

A cut-out dress-up game for young children involving safety gear.

This document has been provided as an example of a tool that might be useful for other organisations undertaking complex disaster recovery or infrastructure rebuild programmes.

For more information about this document, visit [www.scirtlearninglegacy.org.nz](http://www.scirtlearninglegacy.org.nz)



This work is licensed under a [Creative Commons Attribution 3.0 New Zealand License](#).

The authors, and Stronger Christchurch Infrastructure Rebuild Team (SCIRT) have taken all reasonable care to ensure the accuracy of the information supplied in this legacy document. However, neither the authors nor SCIRT, warrant that the information contained in this legacy document will be complete or free of errors or inaccuracies. By using this legacy document you accept all liability arising from your use of it. Neither the authors nor SCIRT, will be liable for any loss or damage suffered by any person arising from the use of this legacy document, however caused.

**Sam needs to have his PPE gear to be safe at work.**

Learn about why safety gear is essential to Sam's safety, and help him get to work.

(personal protective equipment)



OVERALLS,  
GLOVES




SAFETY GLASSES



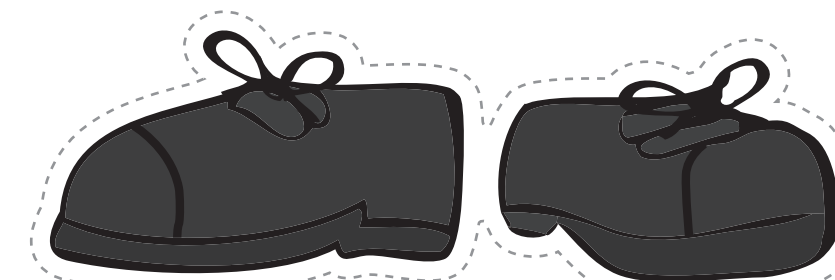
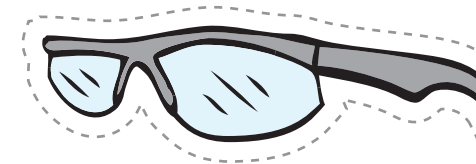
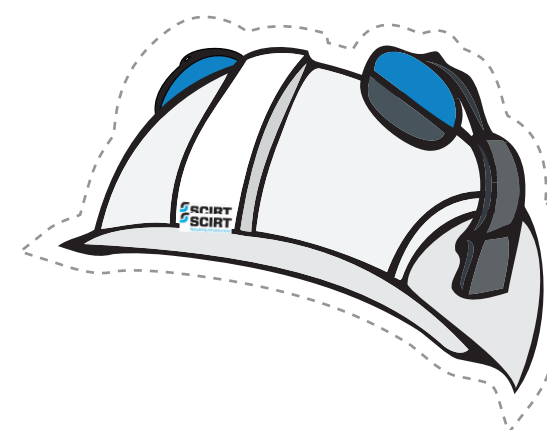
HIGH VIZ VEST



HARD HAT



BOOTS








# Guide for Teachers

## Interactive Sam SCIRT dress up game.

Let’s see the safety gear Sam SCIRT wears, which keeps him safe and allows him to be on SCIRT construction sites.

Each day a separate item of PPE ‘Personal Protective Equipment’ will be talked about as a class, so Sam can go to work, and more importantly be safe on site. If a kid knows what the item is and why it is important he can dress Sam!

Currently Sam is in his long john’s which is funny but Sam would not be allowed on site. Help him get dressed.

Monday	Tuesday	Wednesday	Thursday	Friday
				
<b>Overalls, Gloves</b> Sam needs overalls to keep his body covered and protected from the sun and snow. He needs gloves to keep his hands protected and to help grip tools.	<b>Safety Glasses</b> Sam needs glasses to protect his eyes on sunny days and to shield him from debris like dust on the construction site.	<b>High Viz Vest</b> Sam needs a high visibility vest to make sure his team members spot him when he works on site during the day and night. Which bits do we need to see at night that glows in the dark?	<b>Hard Hat</b> Sam needs a hard hat to protect his head.	<b>Boots</b> Sam needs steel capped boots which protect his feet and toes.

**Sam can now work on site and is ready for work – thanks Kids!!**